



Boomerang

RUBBER, INC.

Recycling Yesterday's Rubber for Today's Products



made from 100%
post production
recycled material



made in
U.S.A.

TABLE OF CONTENTS & CUSTOMER SUPPORT

CUSTOMER SUPPORT	2-3
ECONOMICAL FLAT CUSTOM LOGO PRINTED SPLASH GUARDS.....	4-7
PREMIUM RAISED CUSTOM LOGO DIMENSIONS AND DEFINITIONS.....	8
PREMIUM RAISED CUSTOM LOGO HEAVY-DUTY SPLASH GUARDS	9-11
PREMIUM RAISED CUSTOM LOGO WORK TRUCK SPLASH GUARDS.....	11
TRUCK BED MATS.....	12-13
INDUSTRIAL, AGRICULTURAL MATS, SHEET STOCK AND LOAD BEARING PADS	14
WHEEL CHOCKS, RUBBER DOCK BUMPERS, POST PADS AND CUT DOWNS.....	15

HOW TO ORDER

Prices: FOB Botkins, Ohio. Prices and specifications are subject to change without notice.

Orders: Written orders are requested, the company will not accept responsibility for any errors made in telephoned information. No orders will be revised without written authorization. Fax orders may be sent to 937-693-3120.

Acceptance of Orders: Final acceptance of order by Boomerang Rubber, Inc., 215 South Mill Street, Botkins, Ohio 45306.

Cancellations: CANCELLED ORDERS ARE SUBJECT TO CHARGES ALREADY INCURRED. Set-up charges, if any, will be billed to the customer. Custom guards already manufactured cannot be cancelled. Cancellations must be requested in writing.

Packaging: All splash guards are bulk-packed on skids unless otherwise specified. Additional charges may be assessed for non-standard packaging.

Hole specifications on 24" wide guards: 4 holes on 7" centers. Holes are 1" from the top of the guard and 1.5" from the side.

Weights: All weights published are approximate and provided for estimating shipping weight only.

Over/Under Runs: A deviation of plus/minus 10% is considered an acceptable delivery.

Shortages and Damages: Shipments are F.O.B. shipping point. Shortages and damages are the responsibility of the delivering carrier. Claims must be filed with the carrier upon receipt of shipment. Discrepancies must be reported within 48 hours.

CENTRALLY LOCATED IN THE MIDWEST

MILES TO: Cincinnati, OH: 105 miles
Indianapolis, IN: 143 miles
Detroit, MI: 159 miles
Cleveland, OH: 177 miles
Chicago, IL: 244 miles
Pittsburgh, PA: 263 miles
St. Louis, MO: 382 miles



WE ARE PLEASED TO PROVIDE YOU WITH THE HIGHEST QUALITY RUBBER PRODUCTS IN THE MARKET TODAY.

Boomerang Rubber specializes in recovering scrap and waste tire rubber and recycling these materials into high quality and extremely durable products.



SILK SCREENED FLAT CUSTOM PRINTED MUD FLAPS

TOP 4 BENEFITS OF A SILK SCREENED FLAT CUSTOM PRINTED MUD FLAP COMPARED TO RAISED

- 1. Reduced Lead Time** - A more streamlined production cycle means you get your mud flaps faster
- 2. Reduced Tooling Cost** - Simplified tooling requirements let us pass that savings on to you
- 3. More Detailed GRAPHICS/Logos** - The flat silk screen printing process allows us to produce a sharper, higher fidelity image, so your graphic/logo looks its best
- 4. Same Great Quality** - Flat custom-printed mud flaps are made with the same durable, high quality rubber and specially formulated ink we use on raised graphic mud flaps

STANDARD FEATURES

1. Available in three thicknesses - 1/4", 3/8", 1/2"
2. Cut-to-fit triple-head option available - get three sizes in one SKU
3. 100% recycled cord-reinforced rubber construction
4. Extremely flexible and durable
5. Specially formulated polyurethane ink bonds to rubber for long lasting graphics
6. We can match the exact colors used in your graphic/logo
7. Made in the USA



R2436ATHPL

24 x 36 Triple row of mounting holes shown Get 3 sizes in one sku

Tooling

Tooling and set-up for splash guards.

1. Tooling charge one time only.
2. Minimum order of 30 pieces with tooling. Call for Pricing

1/4" STANDARD


Our most popular and economical custom splash guard. Made from fiber reinforced rubber providing years of service at a low cost. Available with your logo.



Part No.	Size	Approx. Weight Per Piece
R1014A1*	10" x 14"	2.0 lbs.
R1218A1*	12" x 18"	2.0 lbs.
R1412A1*	14" x 12"	1.0 lbs.
R1416A1*	14" x 16"	2.5 lbs.
R1420A1*	14" x 20"	2.5 lbs.
R1424A1*	14" x 24"	2.5 lbs.
R2014A1*	20" x 14"	3.0 lbs.
R2018A1*	20" x 18"	4.0 lbs.
R2020A1*	20" x 20"	5.0 lbs.
R2024A1*	20" x 24"	3.5 lbs.
R2030A1*	20" x 30"	6.0 lbs.
R2416A1*	24" x 16"	4.5 lbs.
R2418A2*	24" x 18"	4.5 lbs.
R2424A1*	24" x 24"	5.5 lbs.
R2430A1*	24" x 30"	6.5 lbs.
R2436A1*	24" x 36"	7.5 lbs.

3/8" STANDARD

A heavy duty custom splash guard that's perfect for Dump Trucks or similar applications where extra strength and durability are needed.



Part No.	Size	Approx. Weight Per Piece
R1230B1*	12" x 30"	5.0 lbs.
R2424B1*	24" x 24"	7.5 lbs.
R2430B1*	24" x 30"	9.5 lbs.
R2436B1*	24" x 36"	11.5 lbs.

1/2" STANDARD

A heavy duty custom splash guard that's perfect for Dump Trucks or similar applications maximum service and durability is required.



Part No.	Size	Approx. Weight Per Piece
R2424F1*	24" x 24"	10 lbs.
R2430F1*	24" x 30"	12 lbs.
R2436F1*	24" x 36"	15 lbs.

* Available as a plain guard also (PL).



TRIPLE HEAD 1/4"

24"/27"/30" LENGTHS

Three sizes with one sku. Perfect for lean inventory management. A universal splash guard, available plain (no logo) or silk screened custom logo.

Part No.	Size (W x H)	Approx. Weight Per Piece
R2430ATH*	24" x 24"/27"/30"	6.5 lbs.



TRIPLE HEAD 3/8"

24"/27"/30" LENGTHS

Three sizes with one sku. Perfect for lean inventory management. A universal splash guard, available plain (no logo) or silk screened custom logo.

Part No.	Size (W x H)	Approx. Weight Per Piece
R2430BTH*	24" x 24"/27"/30"	9.5 lbs.



TRIPLE HEAD 1/2"

24"/27"/30" LENGTHS

Three sizes with one sku. Perfect for lean inventory management. A universal splash guard, available plain (no logo) or silk screened custom logo.

Part No.	Size (W x H)	Approx. Weight Per Piece
R2430FTH*	24" x 24"/27"/30"	11 lbs.

* Available as a plain guard also (PL).



TRIPLE HEAD 1/4"

24"/30"/36" LENGTHS

Three sizes with one sku. Perfect for lean inventory management. A universal splash guard, available plain (no logo) or silk screened custom logo.

Part No.	Size (W x H)	Approx. Weight Per Piece
R2436ATH*	24" x 24"/30"/36"	7.5 lbs.



TRIPLE HEAD 3/8"

24"/30"/36" LENGTHS

Three sizes with one sku. Perfect for lean inventory management. A universal splash guard, available plain (no logo) or silk screened custom logo.

Part No.	Size (W x H)	Approx. Weight Per Piece
R2436BTH*	24" x 24"/30"/36"	11.5 lbs.



TRIPLE HEAD 1/2"

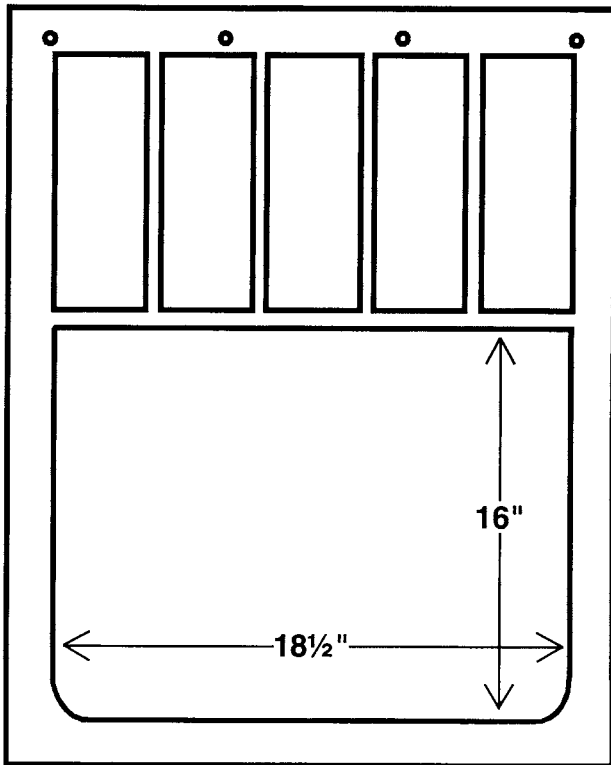
24"/30"/36" LENGTHS

Three sizes with one sku. Perfect for lean inventory management. A universal splash guard, available plain (no logo) or silk screened custom logo.

Part No.	Size (W x H)	Approx. Weight Per Piece
R2436FTH*	24" x 24"/30"/36"	15 lbs.

* Available as a plain guard also (PL).

ARTWORK DIMENSIONS



PART DEFINITIONS

	SRI	2436	A	3	W9
Sections	1	2	3	4	5

1. SRI-Solid Fiber Reinforced Rubber
2. Overall size dimensions
3. **A** -1/4" STANDARD
B - 3/8" STANDARD
C -1/4" CHEVRON
E -1/2" STA-SPRAY
F -1/2" ALL RUBBER
4. Number of rows of holes (i.e.- 3 would be a 3-way combination ex. 24x24-30-36)
5. W9 = white
Y9 = yellow
R9 = red
O9 = orange
B9 = blue
PL = plain
BK = black imprint

Mult Color Logos Available. Requires Manufacturers Approval.

Tooling

Tooling and set-up for splash guards.

1. Tooling charge one time only.
2. Minimum order of 50 pieces with tooling. Call for Pricing



shown is SRI2424A1****



1/4" STANDARD

Our most popular and economical custom splash guard. Made from fiber reinforced rubber providing years of service at a low cost. Available with your logo.

Part No.	Size	Approx. Weight Per Piece
SRI2424A***	24" x 24"	6 lbs.
SRI2430A***	24" x 30"	7 lbs.
SRI2436A***	24" x 36"	8 lbs.
SRI2440A***	24" x 40"	9 lbs.



3/8" STANDARD

A heavy duty custom splash guard that's perfect for Dump Trucks or similar applications where extra strength and durability are needed.

Part No.	Size	Approx. Weight Per Piece
SRI2424B***	24" x 24"	8 lbs.
SRI2430B***	24" x 30"	9 lbs.
SRI2436B***	24" x 36"	10 lbs.
SRI2440B***	24" x 40"	11 lbs.



1/4" CHEVRON PLUS

This utility type splash guard is made from 100% fiber reinforced rubber. The top corners can be cut to fit the std. 45° angle brackets while the bottom can be cut down when a shorter flap is needed. Low cost no sacrifice in quality and durability. Available in plain only - no logo.

Part No.	Size	Approx. Weight Per Piece
SRI2424C1PL	24" x 24"	6 lbs.
SRI2430C1PL	24" x 30"	7 lbs.
SRI2436C1PL	24" x 36"	8 lbs.



1/2" STA-PUT ALL RUBBER

All Rubber Anti-Sail Guards that's recommended for use where maximum service and durability is required.

Part No.	Size	Approx. Weight Per Piece
SRI2424F***	24" x 24"	11 lbs.
SRI2430F***	24" x 30"	13 lbs.
SRI2436F***	24" x 36"	15 lbs.
SRI2440F***	24" x 40"	17 lbs.



back shown

1/2" STA-SPRAY

Our STA-Spray Guards have an anti-sail back to absorb the spray and direct it downward.

Part No.	Size	Approx. Weight Per Piece
SRI2424E***	24" x 24"	9.5 lbs.
SRI2430E***	24" x 30"	11 lbs.
SRI2436E***	24" x 36"	12 lbs.



H. MID-GUARDS

This guard is a solid Rubber Guard that is recommended for use where maximum service and durability is required. A variety of sizes are available.

Part No.	Thickness	Approx. Weight Per Piece
call for details	1/4"	16 lbs.
call for details	3/8"	23 lbs.
call for details	1/2"	30 lbs.

PREMIUM RAISED CUSTOM LOGO WORK TRUCK SPLASH GUARDS



1/4" STANDARD THICKNESS

Standard sizes listed. An economically priced splash guard made from reinforced rubber which provides years of low cost protection.

Part No.	Size	Approx. Weight Per Piece
SRI1412A***	14" x 12"	1.5 lbs.
SRI1014A***	10" x 14"	1.5 lbs.
SRI2406A***	24" x 6"	1.75 lbs.
SRI1218A***	12" x 18"	2.0 lbs.
SRI1812A***	18" x 12"	2.0 lbs.
SRI2410A***	18" x 12"	2.75 lbs.
SRI2014A***	20" x 14"	3.0 lbs.
SRI1420A***	14" x 20"	3.0 lbs.
SRI1816A***	18" x 16"	3.25 lbs.
SRI1820A***	18" x 20"	3.25 lbs.

Part No.	Size	Approx. Weight Per Piece
SRI2412A***	24" x 12"	3.25 lbs.
SRI2016A***	20" x 16"	3.5 lbs.
SRI2414A***	24" x 14"	3.5 lbs.
SRI2418A***	24" x 18"	4.0 lbs.
SRI2020A***	20" x 20"	4.0 lbs.
SRI1924A***	19" x 24"	4.5 lbs.
SRI2420A***	24" x 20"	4.5 lbs.
SRI2024A***	20" x 24"	4.5 lbs.
SRI2030A***	20" x 30"	6.5 lbs.



RUBBER TRUCK BED MATS



TRUCK BED MATS

Boomerang offers a full range of rubber mats to protect your pickup truck bed. They are custom molded to fit the contours of the bed. Considered the premier product in the market, they are used with or without bed liners or spray on liners, offering non-skid protection. Manufactured from masticated cord tire friction in the U.S.A.

FORD

PART NO.	MODEL	YEAR	BED	WEIGHT	SIZE	TAILGATE*
630	F-150	2015+	Short (5.5')	38	64" x 66"	G
631	F-150	2015+	Short (6.5')	48	64" x 78"	G
632	F-150	2015+	Long (8')	58	64" x 96"	G
520†	F-150	2004 - 2014	Long	58	62" x 96"	F
521	F-150	2004 - 2014	Short	48	62" x 78"	F
635	F-250/F-350	2017+	Short (6.75')	47	64" x 80"	—
636	F-250/F-350	2017+	Long (8')	60	64" x 96"	—
565	F-250/F-350	1999 - 2016	Long	57	64" x 99"	C
570	F-250/F-350	1999 - 2016	Short	47	64" x 82"	C
522	F-150 Super Crew	2004 - 2014	Short	37	63" x 66"	F
667	Ranger	2019+	Short (5')	33	59"x60"	—
668	Ranger	2019+	Short (6')	38	59" x 72"	—
681	Maverick	2022+	Short (4.5')	38	52.5" x 54"	—



CHEVROLET/GMC

PART NO.	MODEL	YEAR	BED	WEIGHT	SIZE	TAILGATE*
662	Silverado/Sierra 1500, 2500, 3500	2019+	Short (5.8')	47	71"x68"	—
663	Silverado/Sierra 1500, 2500, 3500, 1/2-Ton	2019+	Short (6.5')	46	71"x78"	—
664	Silverado/Sierra 1500, 2500, 3500, 1/2-Ton	2019+	Long (8')	52	71"x97"	—
586	Silverado/Sierra Crew/Ext.Cab	2007 - 2018	Short (5.5')	39	62" x 69"	K
587	Silverado/Sierra 1500, 2500, 3500	2007 - 2018	Short (6.5)	48	62" x 78"	K
588	Silverado/Sierra 1500, 2500, 3500	2007 - 2018	Long (8')	58	62" x 97"	K
580†	Silverado/Sierra 1500, 2500, 3500	1999 - 2006	Long (8')	57	64" x 97"	C
585	Silverado/Sierra 1500, 2500, 3500	1999 - 2006	Short	46	64" x 78"	C
500†	C-K Series/Sierra	1988 - 1998	Long (8')	57	64" x 97"	C
501†	C-K Series/Sierra	1988 - 1998	Short	46	64" x 78"	C
505†	C-K/Silverado Sportside/Stepside	1988 - 2011	Short	46	48" x 78"	B
633	Colorado/Canyon	2014+	Short (5')	32	53"x60"	L
634	Colorado/Canyon	2014+	Short (6')	38	53"x72"	L
610†	Colorado/Canyon	2004 - 2013	Short	39	55" x 72"	L
611†	Colorado/Canyon Double Cab	2004 - 2013	Short	32	55" x 61"	L
678	SILVERADO/SIERRA 6.5' HD 3/4 ton	2020+	Medium	55	72" x 82"	—
679	SILVERADO/SIERRA 8' HD 3/4 ton	2020+	Long	66	60" x 98"	—

*Match the Tailgate Part No. (A, B, etc.) to the Part Number when ordering Tailgate Mats & Installation Kits.

†Special Order Mats - Lead Times Will Vary.



RAM/DODGE

PART NO.	MODEL	YEAR	BED	WEIGHT	SIZE	TAILGATE
665	RAM	2019+	Short (5.7')	38	61"x66"	H
666	RAM	2019+	Short (6.2')	48	61"x74"	H
600	RAM	2002 - 2018	Long (8')	57	64" x 97"	C
601	RAM	2002 - 2018	Short (6')	42	64" x 74"	B
598	Dodge Mega 1500/2500/3500	2011-2017	Short (5.5')	48	66" x 68"	B

TOYOTA

PART NO.	MODEL	YEAR	BED	WEIGHT	SIZE	TAILGATE*
618	Tundra	2007 - 2021	Short (5.5')	43	65" X 67"	T
619†	Tundra	2007 - 2021	Short (6.5')	47	65" X 79"	T
590	Tundra	2000 - 2006	Short	48	63" x 76"	B
617	Tacoma Double Cab	2005-2023	Short	34	52" x 59"	M
616	Tacoma Access	2005-2023	Long (6')	39	52" x 72"	M

NISSAN

PART NO.	MODEL	YEAR	BED	WEIGHT	SIZE	TAILGATE*
615†	Frontier Double Cab	2006+	Short	39	58" x 58"	—

UNIVERSAL SIZES

PART NO.	MODEL and SIZE	YEAR	BED	WEIGHT	SIZE	TAILGATE*
400	A - 6' x 8'	—	—	80	71" x 98.5"	—
405	B - 5' x 7'	—	—	54	61" x 89"	—
410	C - 39" x 71"	—	—	25	39" x 71"	—
415	D - 48" x 78"	—	—	39	48" x 78"	—
420	E - 46" x 95"	—	—	45	46" x 95"	—

TAILGATE MATS & INSTALLATION KIT

PART NO.	MODEL	YEAR	BED	WEIGHT	TAILGATE SIZE
A	Full Size Tailgate	—	FULL	11	64-3/4" x 17-1/2"
B	Mid Size Tailgate	—	MID	7	54-3/8" x 15-1/4"
C	Chevy / GMC Tailgate	1998+	L&S	9	59 3/8" x 18 1/2"
D	Dodge Ram	1994 - 2002	L&S	8	59-3/4" x 16-3/4"
F	Ford F-150 Series	2004 - 2014	L&S	10	58-3/4" x 20-1/2"
G	Ford F-150 Series	2015+	L&S	9	58-1/2" x 19-3/4"
H	DODGE RAM	2019+	L&S	9.5	56" X 20"
K	Chevy / GMC Tailgate	2007-2019	L&S	10	59-1/8" x 18-1/8"
L	Chevy / GMC Tailgate	2004+	Short	8	51-5/8" x 18"
M	Toyota Tacoma	2005+	L&S	8	51-3/8" x 16-7/8"
T	Toyotota Tundra	2007	L&S	10	59" x 20-1/2"
N/A	Installation Kit/16 Bolt	N/A	N/A	N/A	N/A

*Match the Tailgate Part No. (A, B, etc.) to the Part Number when ordering Tailgate Mats & Installation Kits.

†Special Order Mats - Lead Times Will Vary.

INDUSTRIAL AND AGRICULTURAL MATS

Boomerang Rubber's Agricultural products are manufactured with raw materials that provide excellent durability and long-lasting performance.



CM5X7 shown



CM4X6x.75 shown



Stall Mat close up of top showing diamond tread pattern



Stall Mat Close up of bottom showing unique button design



3/4" Thick on 4'x6' mat



Bull feeder lid shown

COW MATS

PART NUMBER	DESCRIPTION	WEIGHT
CM4X6X.75	4' X 6' x .75 Thick, Cow Mat / Stall Mat / Athletic Mat	60 lbs.
CM5X7X.50	5' X 7' x .50 Thick, Cow Mat / Stall Mat / Athletic Mat	88 lbs.

PIG MATS

PART NUMBER	DESCRIPTION	WEIGHT
28 X 42	Farrowing Mat	9 lbs.
28 X 40 with LIP	Farrowing Mat with feed saver lip	9 lbs.

BULL FEEDER LIDS

PART NUMBER	DESCRIPTION	WEIGHT
36"	36" Mineral Feeder Lid	18 lbs.
40"	40" Mineral Feeder Lid	20 lbs.
48"	48" Mineral Feeder Lid	31.5 lbs.

MASTICATED SHEET STOCK


Boomerang Rubber's Masticated Rubber sheet material is manufactured with 100% recycled tire cord reinforced fully cured rubber material that provides excellent tear strength, ozone resistance, low temp resistance, and ultimately, long lasting performance.

PART NUMBER	SIZE	WEIGHT
SRI4242AMAST	42" X 42" X 1/4"	18 lbs.
SRI4242BMAST	42" X 42" X 3/8"	28 lbs.



LOAD BEARING PADS

Boomerang Rubber Load Bearing Pads, or Anti-Vibration Pads, are manufactured from tire cord-reinforced masticated rubber material. These are used in construction of prestressed concrete bridges, railroad tie pads, machinery equipment foundations, structural steel bearing application in building construction and shock isolation applications. The purpose is to distribute the load from a structural element to a supporting surface, providing a stable and even load transfer.



PART NUMBER	THICKNESS	SIZE	WT.	SHEETS PER SKID
CG36X36X.125	.125"	36" W x 36" L	7 lbs.	140
CG36X36X.25	.25"	36" W x 36" L	14 lbs.	140
CG36X36X.375	.375"	36" W x 36" L	21 lbs.	100
CG40X48X.50	.50"	40" W x 48" L	41 lbs.	60
CG24X40X.75	.75"	24" W x 40" L	23 lbs.	70
CG46X48X.125	.125"	46" W x 48" L	31 lbs.	140
CG46X48X.250	.250"	46" W x 48" L	33 lbs.	100
CG46X48X.375	.375"	46" W x 48" L	36 lbs.	75
CG36X48X.750	.750"	36" W x 48" L	56 lbs.	40
CG36X36X1	1"	36" W x 36" L	56 lbs.	40

WHEEL CHOCKS



WC1467A



WC1468A



WC16810L

PART NO.	DESCRIPTION	SIZE (HXDXW)	WEIGHT (LBS.)
WC1467A	Rubber Wheel Chock	5" x 6" x 5"	1.5
WC1468A	Rubber Wheel Chock	5" x 6" x 8"	2.5
WC6810L	Rubber Wheel Chock with Recessed Chain Eye	6" x 8" x 10"	7.5

RUBBER MOLDED DOCK BUMPERS



B4000

- Reinforced with nylon and rayon cording
- Compression molded
- .50" Hole Size
- Sold in pairs



B5500

- .54" Hole Size
- Sold in pairs



B6000L

- .56" Hole Size
- Sold in pairs

PART NO.	SIZE (HXDXW)	HOLE SPACING (CENTER TO CENTER)	WEIGHT PER PAIR (LBS.)
B4000	6" x 3" x 8"	3.25"V / 5.50"H	7.60
B5500	3" x 3.5" x 6"	3" Vertical	5.85
B6000L	3.5" x 3.5" x 6"	3" Vertical	6.0

RUBBER FENCE POST PADS

- 100% Recycled Material
- Long Lasting and Durable
- Lays flat so you can mow over without catching in mower blades
- 1/4" Thick
- Made in the USA



SRI2115F0PL



SRI2115F0PL-RD




SRI2115F0PL-OBL



PART NO.	DESCRIPTION
SRI2115F0PL	21" x 15", Square Hole in Center
SRI2115F0PL-RD	21" x 15", Round Hole in Center
SRI2115F0PL-OBL	21" x 15", Oblong Hole in Center

UTILITY MAT CUT DOWNS

- 100% Recycled Tire Cord Reinforced Fully Cured Rubber Material
- Excellent Tear Strength & Durability
- Great all around utility mat for uses such as:
 - Door Mats
 - Shop Floor Mats
 - Work Bench Mats
 - Parking Pads
 - Snow Blower Parking Pads



PART NO.	SIZE	WEIGHT (LBS.)
4400004	2' x 3' x 3/8"	10
4400003	3' x 4' x 3/8"	20
4400002	4' x 6' x 3/8"	40



Boomerang
RUBBER, INC.



AMERICAN MANUFACTURER OF 100% RECYCLED RUBBER PRODUCTS

WWW.BOOMERANGRUBBER.COM

BOOMLIT1_F